

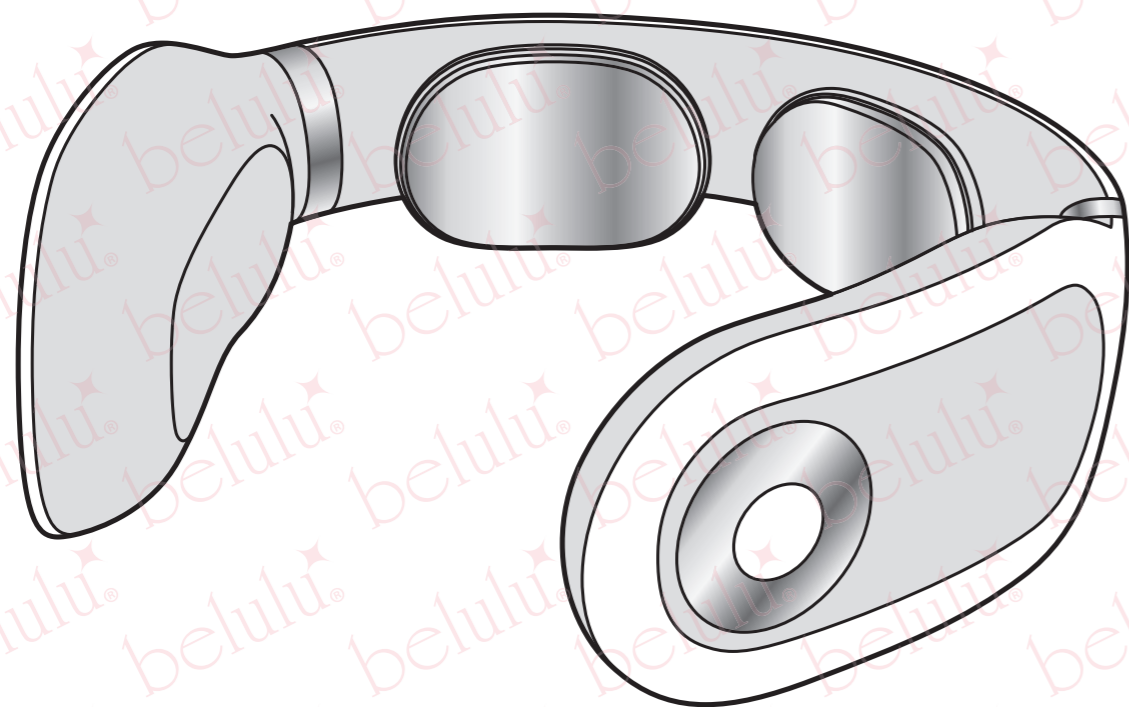
belulu® Relax

Operating Manual

Thank you for purchasing our products.

Please read this manual carefully before using it.

This manual is accompanied by product warranty certificate,
please keep it properly.



Please read it carefully before

This product is a machine that uses micro-current to massage around the neck. For safe use, please read the following carefully. Do not use it for those who do not meet the requirements.

People who install the following medical electronic devices should not use them. There may be risks in misuse.

- Implantable medical electronic devices such as pacemakers in vivo.
- Medical electronic devices used to maintain life, such as artificial heart and lung.
- Wearable medical electronic equipment such as electrocardiograph.

Unsuitable For

- Patients with heart disease and thrombosis
- Infants and children
- People with blood flow disorder, telangiectasia and abnormal blood pressure
- Patients with malignant tumor
- People receiving radiotherapy or chemotherapy within 3 months
- People who are prone to internal bleeding such as purple spots
- People with skin cancer medical records
- Patients with epilepsy
- Patients with diabetes or skin abnormalities caused by other diseases
- People who need quiet or limb disorders
- People with bone abnormalities such as fracture or osteoporosis
- People who have been implanted in face, neck and cervical spine due to fracture and plastic surgery
- People with neck or cervical spine diseases
- Whipping, cervical spine injury, spinal canal stenosis, intervertebral disc herniation, etc., and people with abnormalities and obstacles around the neck
- People who are told by doctors that they are strictly forbidden to perform various massages or use massagers
- People who feel unwell or abnormal after various massages or using massagers
- People with fever (above 38°C)
- People with atopic dermatitis
- People with abnormal skin
- People with allergic constitution and sensitive skin
- People who have had skin redness and swelling caused by cosmetics or chemical fibers
- People who take steroid hormones for a long time and have telangiectasia caused by liver dysfunction

Please consult your doctor in advance for the following people, and pay special attention when using it.

- People being treated in medical institutions
- People who have had surgery on their neck or cervical vertebrae
- People taking medicine
- Pregnant women or puerperas

- Please use the specified power adapter and use it under the specified voltage environment.
- This product is only used for neck care. Do not use it in other ways.
- Please stop using this product immediately if it is damaged, faulty, deformed or the power cord is damaged.
- If smoke, peculiar smell and abnormal fever occur during use, please cut off the power supply immediately and stop using it.
- Do not pull the power cord vigorously, and do not touch the power plug when your hands are wet.
- Do not place this product in high temperature environment such as heater.
- Do not use this product in wet hands, high temperature, high humidity, dusty environment, etc.
- This product does not have waterproof function. Please do not use this product in high humidity environment such as bathroom, otherwise it may cause burns or electric shock, and may cause instrument failure.
- If skin is abnormal or uncomfortable after using this product, please stop using it immediately and seek medical advice or contact our company immediately
- Please do not disassemble or modify this product by yourself, and our company is not responsible for any failure or damage caused by this product.

- Please use this product moderately for weak skin, and do not overuse it.
- If the warm function is used for a long time (more than 15 minutes), it may cause mild burns. Please use it within the specified time.
- If you feel pain during use, please stop using it immediately.
- Do not drop this product or cause it to be strongly impacted.
- Charge for about 4 ~ 8 hours. Please do not overcharge.
- Unplug the power cord except during charging.
- Please do not rinse directly with water. If you need to clean, please wipe with a semi-wet soft cloth. Do not use oils, thinners and other chemical solvents to wipe this product.
- The Company is not responsible for any damage, failure or breakage caused by violation of the above precautions and warnings.

Introduction to Relax-be functionality

【EMS】

Stimulate the muscles around the neck by micro-current. Relieve shoulder and neck pain or discomfort caused by using mobile phone or computer.EMS strength is available in 15 gears.

EMS modes are divided into the following four types.

●Smart

Gentle stimulation to relieve neck discomfort.

●Relax

Knock slowly and relax your shoulders and neck.

●Active

Knock quickly, decompress quickly and relieve.

●Theray

Especially when shoulder and neck pain is best used.

【Warm mode】

Comfortable heat promotes blood circulation around the neck and relieves neck fatigue.Warm can choose low temperature and high temperature.

【Voice Tips】

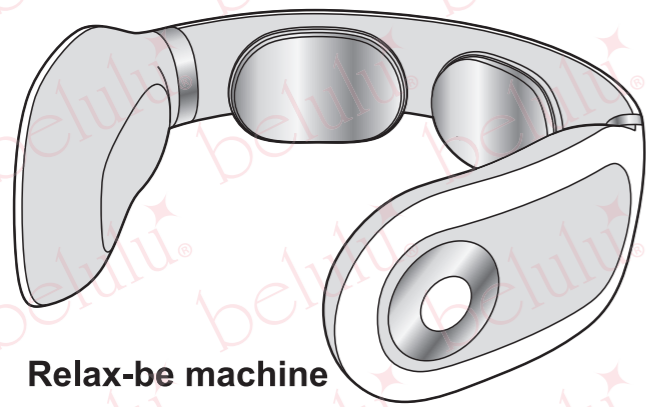
This machine has voice wizard prompt function. This function can be turned off if not required.

【Automatic shutdown】

This machine is equipped with power-saving mode of automatic shutdown after 15 minutes of operation.If it is not placed on the neck after startup, it will be automatically shut down after 30 seconds.

2 Product content and name

※For reference only, please refer to the physical products received.



Relax-be machine



Storage bag



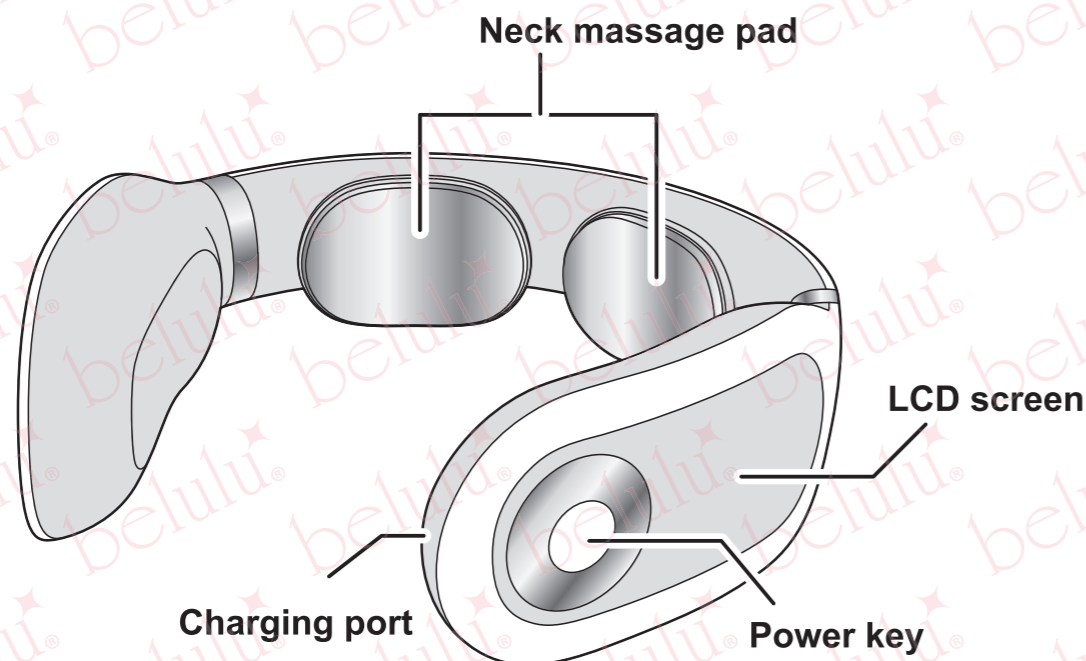
Charging line

【Product Specifications】

- Input power :5W
- Rated voltage : 100V~110V
- Rated frequency: 50Hz/60Hz
- Dimension:
Length 142×Width138×Height 50mm

【Size corresponding to neck circumference】

Actually about 40cm



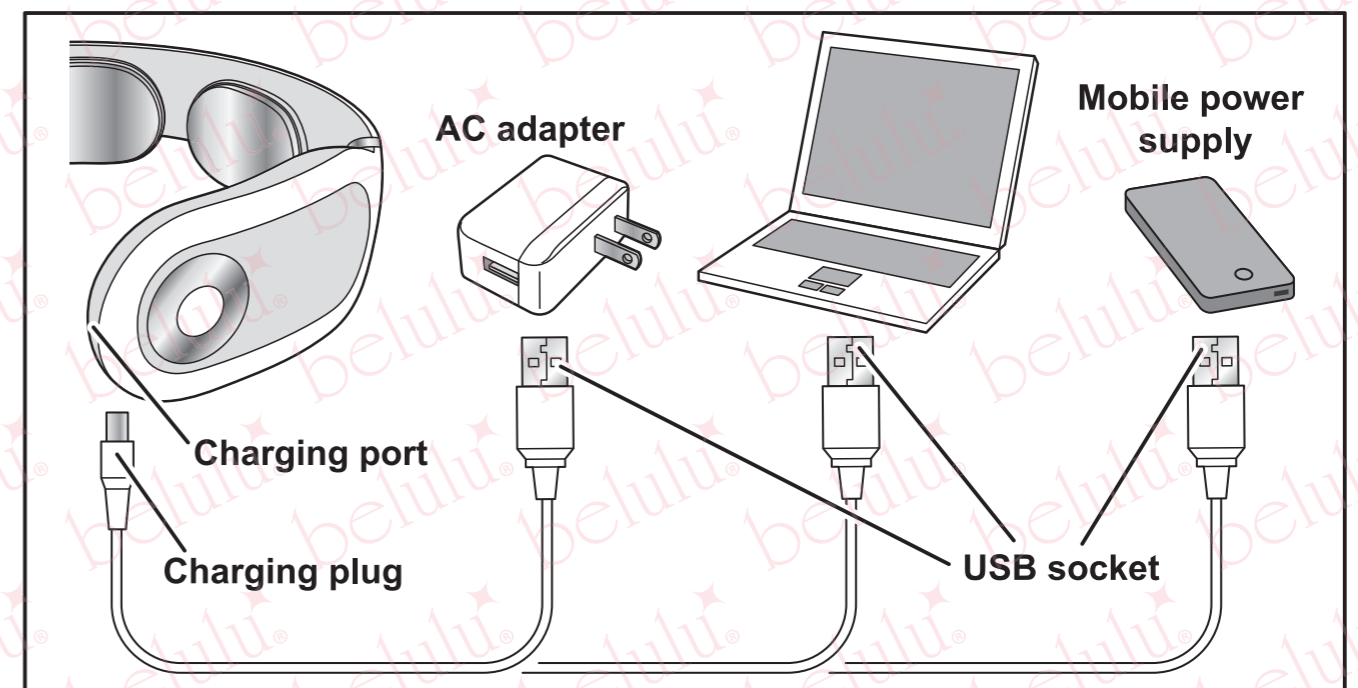
3 Charging

- The upper right corner of the LCD screen shows that the remaining power is divided into four stages. When the power is 1 grid or 0, please charge it in time.

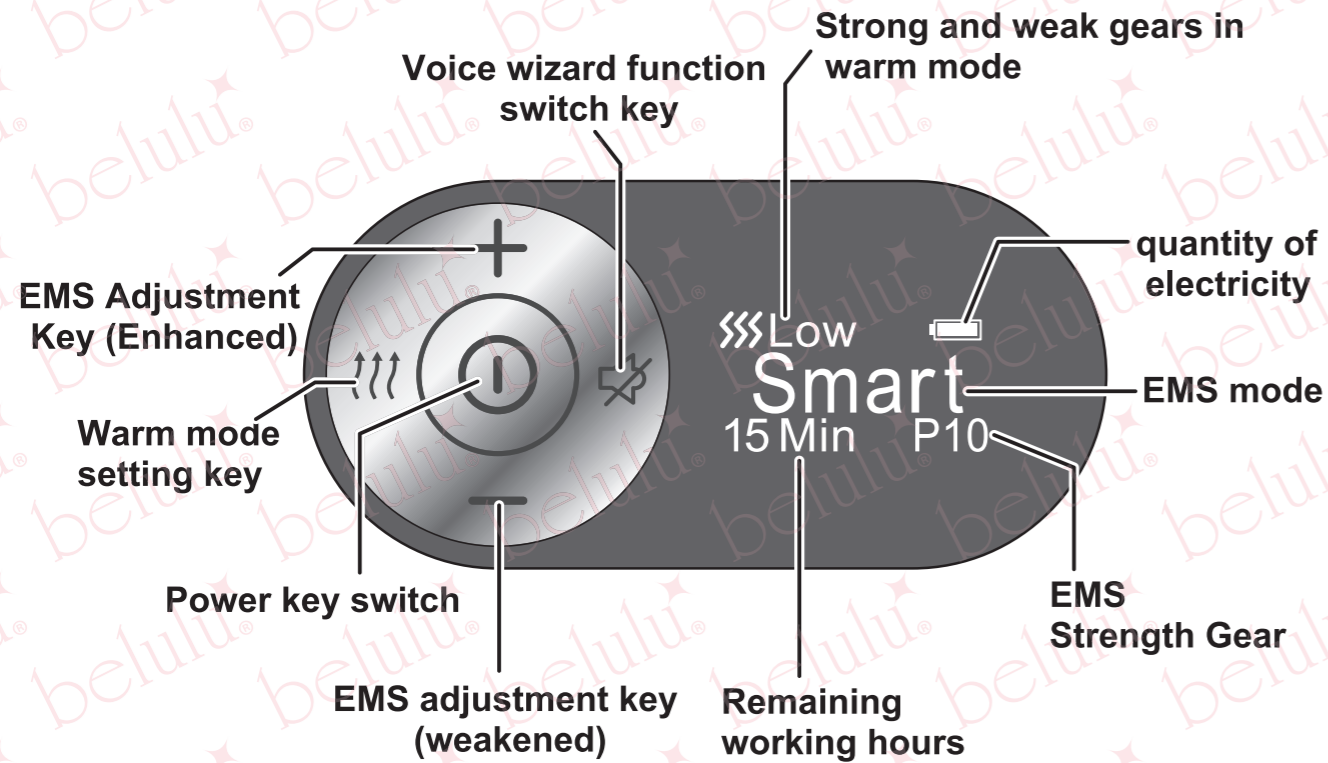


According to different production batches, the battery power may be reduced immediately after being fully charged. Please fully charge it in time, and there is no problem in use.

- In case of initial purchase or unused for a long time, please charge in time if the power consumption decreases.
- Be sure to cut off the power supply.
- The charging plug is inserted into the charging port of the fuselage, and the USB plug is connected to the computer or the attached USB transformer.
- The LCD screen displays the remaining power, and the power icon flashes.
※The machine may have heat during charging, which is normal.
- Charging time and use time vary according to personal use frequency.
- If the power icon is full, it means that the charging is completed. Please unplug the charging cable in time.
- Do not use this machine when charging. Please unplug the charging cable during the period other than charging.
- The room temperature suitable for charging is 15 ~ 30°C. Charging at low temperature may shorten the service life of the battery. Please charge at a suitable temperature. Charging below 0°C may slow the charging speed.
- To protect the built-in battery, if it has not been used for a long time, please charge it once a month.
- Under normal charging, the service time is shortened, which may be the reason for the battery life.



4 Key-press operation



Power on and off



【Power on】

- Press and hold the Power key for more than 2 seconds to start up.
- Start the voice wizard prompt after booting.
- Start EMS/smart mode standby state after startup.
- ※ Don't work at this time.

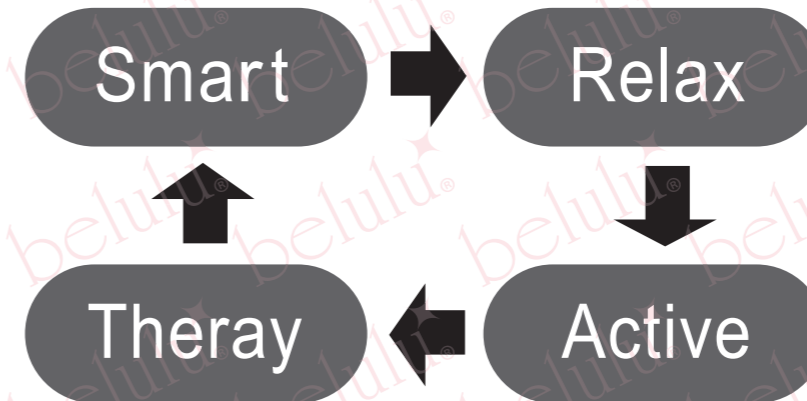
【Power off】

- Press and hold the power key for more than 2 seconds to shut down.

EMS Setting

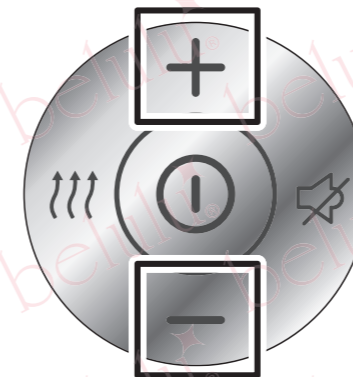


- In the standby state of EMS/smart mode, every time the power key is pressed, it will be switched in the following order.
- Because EMS needs to set its strength when working, EMS is in standby state at this time.



When switching EMS mode, the intensity will be reset to standby-state. Please reset the intensity.

Set EMS strength



- When EMS mode is set, P0 is no intensity. Setting the strength above P1 would officially enable EMS function
- Press the EMS adjustment key to set the appropriate intensity.

To increase the strength, press the “+” key

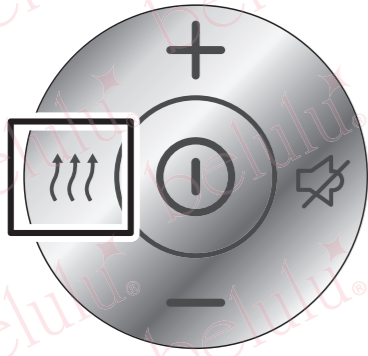
To weaken the strength, press the “-”key



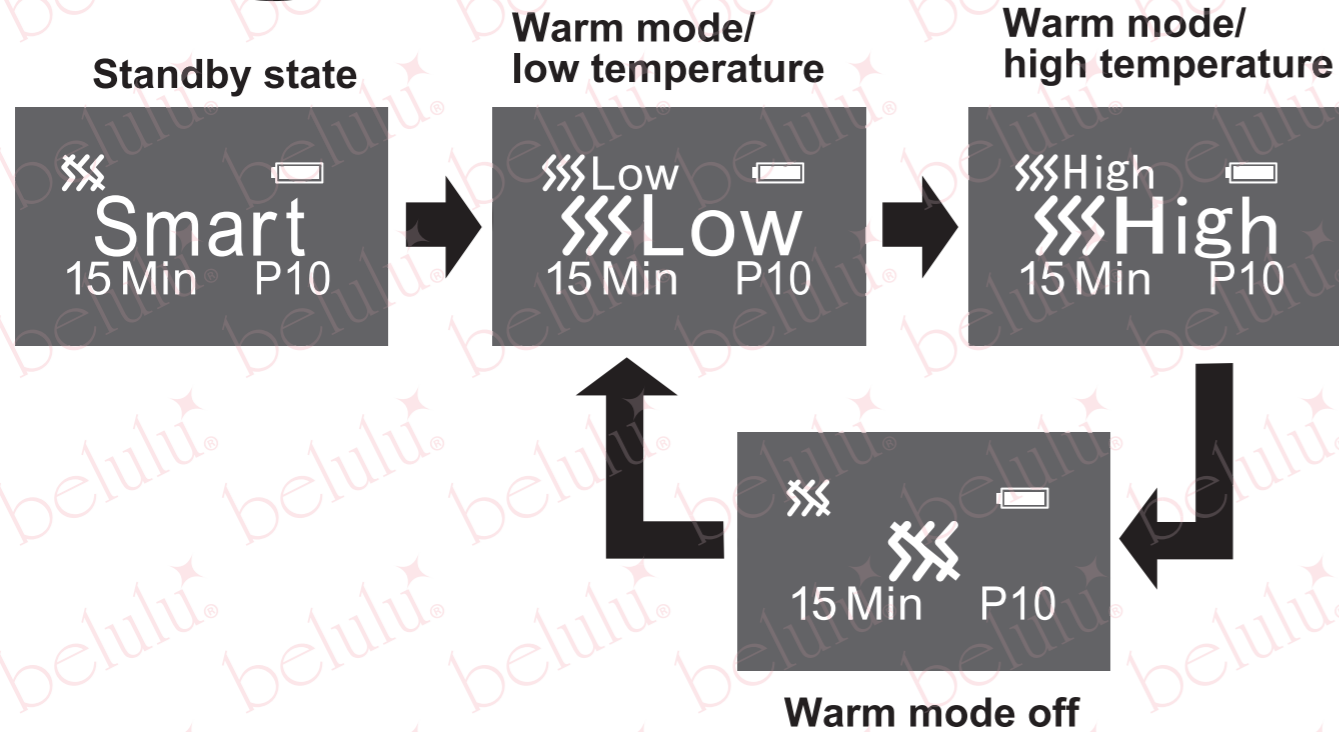
The LCD screen displays the current intensity

The strength of EMS can be set in the range of P1 ~ P15, with every P1 as the scale. For those who use it for the first time or are sensitive to stimulation, it is recommended to use it from the low gear P1, and gradually increase the intensity while observing the situation.

Set warm mode



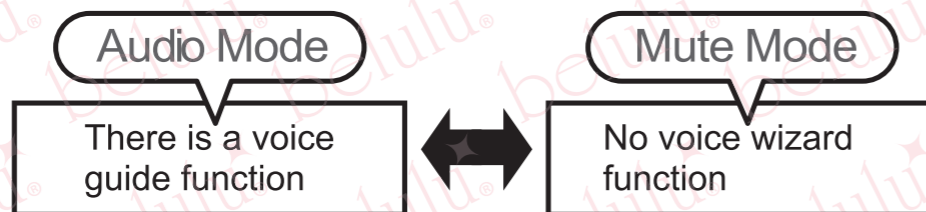
- Press the warm mode key to switch.
- Warm mode is turned off to the initial setting. Each key is switched in the following order, please set it according to your preference.



Set the voice wizard function



- Press the Voice Setting key to switch.
- There is a voice wizard function as the default setting. Each key is switched in the following order, please set it according to your preference.

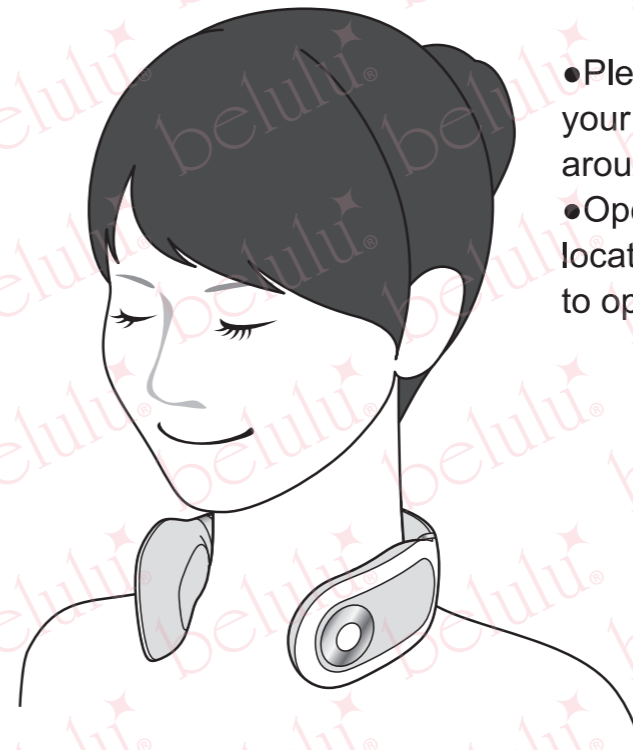


Even in the absence of a voice wizard, the settings are reset when the power is turned off, and a voice wizard will appear the next time the power is turned on.

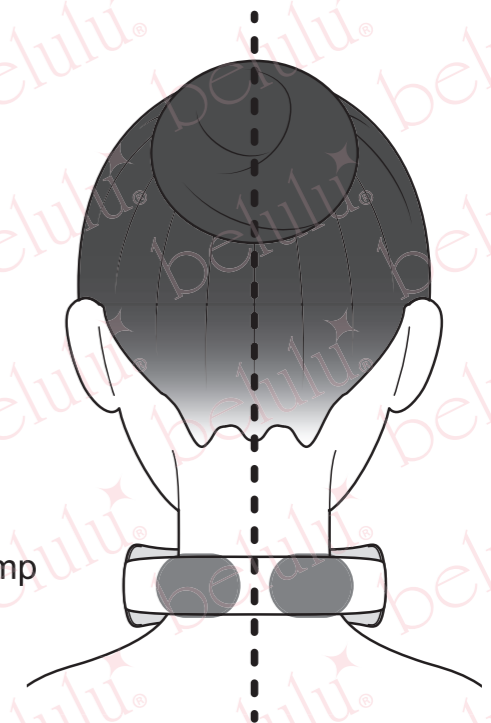
5 Instructions

Please observe the usage method

- This machine does not have waterproof function, so please do not use it in bathroom or humid environment.
- Do not use this product in high temperature places such as heaters.
- Wipe around the neck before using this product.
 - ※ Apply moisturizing products properly if skin is dry.
- Please put the massage cushions on both sides at your neck.
 - The angle can be adjusted to make the massage cushion fit the neck.
- When using this product, please take off metal articles such as watches or ornaments.
- Please control the use of this product within the specified time.
- If skin discomfort occurs during use, please stop using it immediately and seek medical advice or contact our shop in time.



- Please set the mode according to your preference and wear the machine around your neck.
- Operation keys and LCD screen are located on the left side, which is convenient to operate.



- Wear this machine in the center of the neck, so that two neck pads clamp both sides of the neck.
- Make sure the neck pad fits tightly with the neck.

6 When finishing the message

- Automatic shutdown after working for 15 minutes. If you want to stop halfway, long press the power key for more than 2 seconds to shut down.
- Please wipe the neck pad and other places in direct contact with skin with wrung-out wet cloth or wipes.
 - ※ Do not use thinner or volatile oil to wipe the machine.
 - ※ This machine does not have waterproof function, please do not wash it with water.
- Avoid dust, direct sunlight, high temperature and humidity, and keep it out of the reach of children.

Frequently Asked Questions

Q. Can I use it every day? Can I use it multiple times a day?

A. It can be used every day for 15 minutes each time.
You can use it up to twice a day.

Q. Can't pregnant women use it?

A. Although it can also be used during pregnancy, due to the unstable hormone balance during pregnancy, the skin is also in a sensitive state, so some skin problems may occur depending on the use time.

Q. What material is the neck pad made of?

A. It is made of stainless steel.
Corrosion-resistant, rust-proof, not easy to cause allergy.
※ Not everyone is allergic. If you are worried, please have an allergy test on the inside of your arm.

Q. Can it be used outside the neck?

A. This product is a machine for neck massage, so don't use it outside the neck.

belulu® Relax*be*

If you have any questions or concerns,
please feel free to contact us.

JAPAN:info@kireido.com